

**GURU HARKRISHAN PUBLIC SCHOOL**

**KAROL BAGH**

**HOLIDAY**

**HOMEWORK**

**CLASS-II**

**SESSION: 2024-25**



Dear students,

*The objective of holiday homework is to enable our toddlers work independently and also to improve their academic skills.*

*We hope your homework and activities will be well managed and presented so that all of you earn a golden star as a grade.*

*We wish you a wonderful time ahead!!!*

*Good habits and good manners are life long assets and manners must be practiced until they become a habit.*

*Four magic words that are basic of good manners are :- Please, Thank you, Excuse me and Sorry. Make these four words a habit and see the difference.*

**HYGIENE:-**

***\*Brush your teeth twice a day.***

***\*Do trims your nails often.***

***\*Do not waste water and electricity.***

***\*Keep your surrounding and environment clean. It is a bad habit to throw things out of the window, car or a balcony.***

***\*Make friends having good habits who respect their elders and use good language.***

**SUBJECT : ENGLISH**

Week- 1



***Write five sentences about your favourite season.***

***1.***\_\_\_\_\_.

***2.***\_\_\_\_\_.

***3.***\_\_\_\_\_.

***4.***\_\_\_\_\_.

***5.***\_\_\_\_\_.

**Write the plural form of the given nouns: -**

**Singular**

**Plural**

**Book**

\_\_\_\_\_

**Shop**

\_\_\_\_\_

**Bush**

\_\_\_\_\_

**Dish**

**Cherry**

\_\_\_\_\_

**Fox**

\_\_\_\_\_

**Box**

\_\_\_\_\_

**Peach**

\_\_\_\_\_

**Shelf**


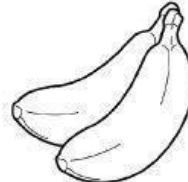
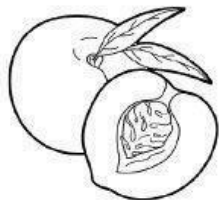



\_\_\_\_\_

## Week-2

# fruit word search


1. Write the name of the fruit in the space provided.
2. Find the word in the word search puzzle.  
(Words only run across and down.)

s	t	r	a	w	b	e	r	r	y
o	r	a	n	j	e	p	e	a	r
r	m	e	h	o	a	e	w	n	a
a	b	a	b	a	n	a	n	a	p
n	x	p	a	i	r	c	e	y	p
g	r	a	p	e	s	h	k	a	l
e	p	i	n	e	a	p	p	l	e





## ACTIVITY -1



Water is precious! Save every drop.

No water, No life,

No blue, No Green.

To understand the need and importance of water, create a pictorial depiction on ways to conserve water on A3 Sheet. Link for the activity -

<https://www.youtube.com/watch?v=OmatT86AWoQ>

## ACTIVITY-2 ingenious week 3



Let your creative juices flow...!!!.Create a masterpiece which is a usable item or an artistic presentation from waste material at home. Take assistance from your parent to complete the activity. The list of the items to be prepared is endless but just a few examples are as follows:- Eg- Pen holder, wall hanging, file folder, bird feeder etc. Links for the activity -

<https://www.youtube.com/watch?v=kqbVGkYBnk8>

<https://www.youtube.com/watch?v=VMM9Pj4H95k>

<https://www.youtube.com/watch?v=h7mKoS1xRZA>

## ACTIVITY- 3 Week 4

### YOGA



The art of practicing Yoga helps in controlling an individual's mind ,body and soul. It brings together physical and mental disciplines to achieve a peaceful body and mind. It also helps in increasing flexibility,muscle strength and body tone.

Yoga is fun , Yoga is fun

Try this pose ,Try this pose

The sun salutation ,The sun salutation

Just breathe in ,Just breathe out....

Likewise..... Write a song/rhyme on Yoga on A4 sheet.

-Hand Writing -5 pages in cursive writing.

-Learn2 poem from your coursebook.

Dear children

Kindly click on the following links given below to listen to the interesting and moral stories:-

<https://youtu.be/zTk7G73kbHo>

<https://youtu.be/CWSYyAC0EqM>

<https://youtu.be/aTi5dbVmUhU>

Class II

SUBJECT : HINDI

Week 1

प्रश्न १ - चित्र देख कर तीन - तीन समानार्थक शब्द लिखो-



-----  
-----  
-----



-----  
-----  
-----



-----  
-----  
-----



-----  
-----  
-----



-----  
-----  
-----



-----  
-----  
-----



Week-2

प्रश्न २- भाषा के रूप मिलान करें।

मौखिक भाषा

लिखित भाषा



### Week-3

प्रश्न ३ चित्रों को देख कर मुहावरे पूरे कीजिए।

घी के .....



गले का .....

ईद का .....



आँखों का .....



Week-4

चित्र वर्णन करिए—



---

---

---

---

---

---

---

---

---

---

## Week-5

एक रंगीन चार्ट पर दिनों और महीनों के नाम लिखो तथा उसपर अपने घरवालों के जन्मदिन भी लिखे।



Link for the activity ideas -

<https://www.youtube.com/watch?v=a1e0R72oHaQ>

<https://www.youtube.com/watch?v=o0LH3uP2Uw>

कहानी

<https://www.youtube.com/watch?v=5VqVytB6m7Q>

भाषा का ज्ञान

<https://www.youtube.com/watch?v=6Eh5L9knGD0>

## SUBJECT : MATHS

### Week-1

**Q1. Complete the following questions from the given hints:-**

162	328	273	184
680	204	127	95
755	827	951	616

**In the table, Can you find?**

A number between 100 and 150	
A number between 900 and 1000	
A number smaller than 100	
A number between 300 and 400	
A number that has 6 tens	
A number that has 5 ones	
A number that has 6 hundreds.	
A number that has 2 digits the same.	
A number with no tens	

**Q2. Write the smallest and greatest number in each set and Arrange them in Ascending order:-**



	Smallest	Greatest	Ascending order
1,3,5,4			
3,0,7,2			
9,8,5,1			
6,7,4,0			
5,9,2,1			
3,6,10,8			

Week-2

**Q3. Fill in the blanks with <, > or =.**

a) 116 \_\_\_\_ 142

b) 233 \_\_\_\_ 147

c) 203 \_\_\_\_ 349

d) 382 \_\_\_\_ 209

e) 232 \_\_\_\_ 109

f) 159 \_\_\_\_ 240







g) 304 \_\_\_\_ 110

**Q4. Ordinal Numbers. Write the answer and colour them:-**



## ORDINAL NUMBERS – FIND AND COLOR 5



					
butterfly	spider	beetle	fish	starfish	seahorse

If the butterfly is the first animal...

- 1) Which animal is fourth? \_\_\_\_\_
- 2) What place is the starfish in? \_\_\_\_\_
- 3) What place is the spider in? \_\_\_\_\_
- 4) Which animals is 3rd? \_\_\_\_\_
- 5) Which animal is last? \_\_\_\_\_
- 6) Color the second animal red.
- 7) Color the fourth animal orange.
- 8) Color the first animal yellow.
- 9) Color the 5<sup>th</sup> animal blue.
- 10) Color the third animal black.
- 11) Color the 6<sup>th</sup> animal green.

week 3

Q5. Write the place value of the underlined digit of the given numbers:-

154	<u>50</u>	447	<u>7</u>	843	<u>800</u>
345	_____	894	_____	334	_____
674	_____	253	_____	446	_____
451	_____	376	_____	625	_____
855	_____	542	_____	168	_____
369	_____	164	_____	738	_____
409	_____	389	_____	799	_____
707	_____	328	_____	848	_____

#### Q6. BRAIN TEASER

110	809	436	999	429	545	677	500
390	981	541	234	123	632	549	899

Find the numbers from the grid given above:- (i

) A number in which all the digits are same.

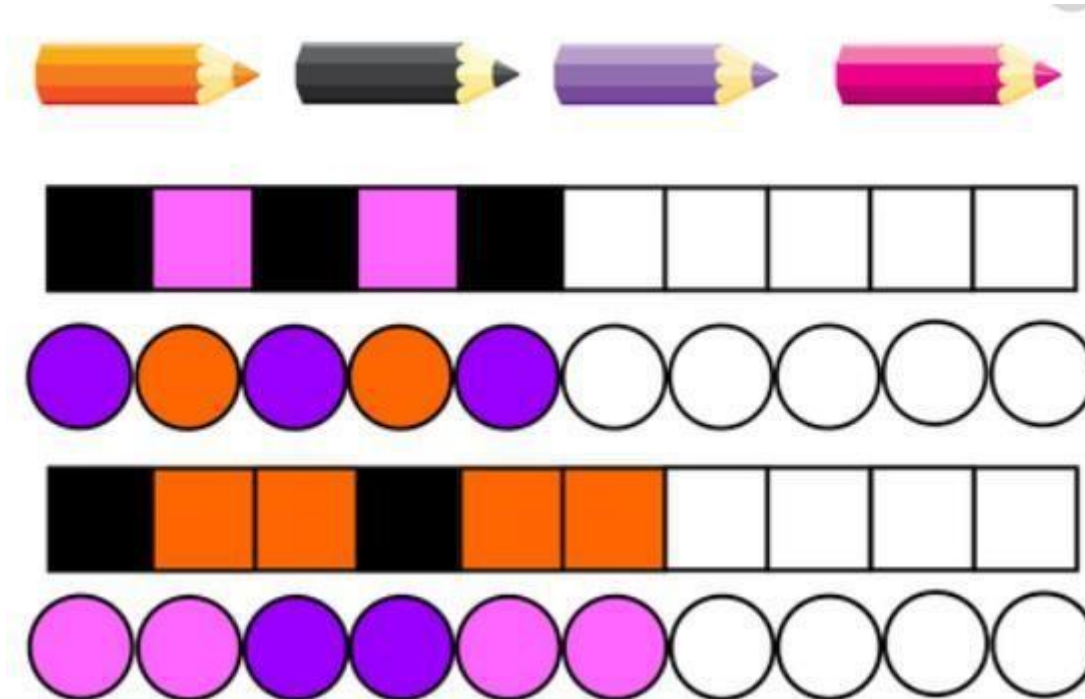
(ii) A number that has 6 in the hundred's place.

(iii) A number in which the digit in hundreds house and ones house is same.

(iv) A number that comes between 109 and 111.

Week 4 ACTIVITY (1)

**MATHEMATICS MAGICAL FUN!!!!**



\* Prepare a pattern on any one of the given below:-

i )A picture pattern ii) A number pattern iii) A

poem on numbers

Week 5

## ACTIVITY-2 FAMILY BIRTHDAYS



Record the birthdays of your family members in a scrap book. The birthday should be in ascending order of age (youngest numbers of the family to the eldest member of the family.) Also paste pictures of your family member. **Link for the activity -**

<https://www.youtube.com/watch?v=nghKU-JbVj8>

**SUBJECT : EVS**

**Worksheet week 1**

**My Body**

**Rearrange the letters to find the name of the body parts**

**A** rea.....

**E** gel.....

**B** ahnd.....

**F** yees.....

**C** oens.....

**G** daeh.....

**D** infegsr.....

**H** cnek.....

**Fill in the blanks**

**Smell, taste, see, hear, feel**

1. I can..... different shapes.
2. I can .....sweets.
3. I can..... hot milk.
4. I can..... sweet fragrance of flowers.
5. I can..... soft music.

**Some parts in our body are in pairs. Write their names and draw their pictures.**

.....

.....

.....

## Worksheet -2 week 2

Q 1 Fill in the blanks

1. We should .....our elders.
2. A ..... family has one set of parents.
3. We should help each other by.....the work.
4. A family has common .....
5. My sister is ..... of my parents.
6. My mother`s family is my ..... family.
7. My father`s brother is my .....
8. In a ..... family ever member shares the work.

Week 3

Q 2. Paste the picture of your mother and write 5 lines about your mother

.....

.....

.....

.....

.....

Q 1. What do you call these relatives:

- 1.Your mother`s mother.....
- 2.Your mother`s father.....
- 3.Your father`s mother.....
4. Your father`s father.....
5. Your mother`s sister.....
6. Your father`s sister.....

Week-4



### Activity 1

The Paper Tree/ house

Competency- Creativity, Collaboration

Dear Kids

The shape, size and material used in the construction of house has changed over the years. Spend time with your grandparents and discuss with them about the different type of house that you live in now and then.

Make an attractive 3D Model of the allotted house by reusing and recycling materials like newspaper roll, old cardboard sheets, colours etc with the help of your parents.



Type of House:-

- 1) Hut
- 2) House Boat
- 3) Sky scrapers or Multi story building
- 4) Tree house

**Link for the activity -**

<https://www.youtube.com/watch?v=wYf6bbp6qC8>




## Activity 2 week 5

Make a 2D or 3D family tree using all possible waste material in the house cardboards, old plastic glass/plate used gift wraps etc. and paste/draw all the family members picture in it including grandparents, parents, uncle, aunts and cousins. **Link for the activity -**

<https://www.youtube.com/watch?v=xgX7ErbBShU>



**Note: Make a Video Call to your family members and tell them how much you love and miss them.**



<https://www.youtube.com/watch?v=SUt8q0EKbms>

Body Parts

<https://www.youtube.com/watch?v=9nTUZNz49aU>

Sense Organs

<https://www.youtube.com/watch?v=KsQoFK8G4pQ>


Internal and External Organs

[https://www.youtube.com/watch?v=QG4U3xh\\_PIO](https://www.youtube.com/watch?v=QG4U3xh_PIO)

Animal World

### ACTIVITY -1 G.k.

#### YIN AND YANG ( YOGA)



Yin and Yang are the Taoist concepts which describe the two relative qualities in present in everything. Yin is more internal ,cooling, passive and downward. Yang is more external, dynamic, warming and upward. When these terms are applied in yoga, Yin Yoga is a slower practice where poses are passively held for longer.

#### Creative Coloring

Draw and colour your favourite yoga postures in stick drawing style in your scrap file and YIN and YANG symbol on A-3 sheet.

You can take help by clicking on the given link below for different yoga postures :-

<https://youtu.be/YGjVOTfQRX4> <https://youtu.be/Fky9YEwDUvw>

#### Activity 2

Grow seeds in the pot and observe the day by day changes. Write down the points in A4 sheet.

## Guru Harkrishan Public School, Karol Bagh

## Class - II Holiday H.W.

## Subject - Punjabi 2024-2025

ਨੋਟ:- ਪੰਜਾਬੀ ਦੀ ਕਾਪੀ ਅਲਗ ਲਗਾਉਣੀ ਹੈ।  
ਨੋਟ:- ਪੰਜਾਬੀ ਦੀ ਕਾਪੀ ਅਲਗ ਲਗਾਨੀ ਹੈ।

Week

1 ਹਰ ਰੋਜ਼ ਕਾਪੀ ਵਿੱਚ ਇਕ ਸੁਲੇਖ ਲਿਖੋ।  
ਹਰ ਰੋਜ਼ ਕਾਪੀ ਵਿਚ ਇਕ ਸੁਲੇਖ ਲਿਖੋ।

1st Week

2 ਕੰਨਾ, ਸਿਹਾਰੀ, ਬਿਹਾਰੀ, ਦੋ, ਤਿੰਨ, ਚਾਰ ਅੱਖਰ ਵਾਲੇ 5-5 ਸ਼ਬਦ ਲਿਖੋ।  
ਕੰਨਾ, ਸਿਹਾਰੀ, ਬਿਹਾਰੀ, ਦੋ, ਤਿੰਨ, ਚਾਰ ਅੱਖਰ ਵਾਲੇ 5-5 ਸ਼ਬਦ ਲਿਖੋ।

2nd Week

<https://youtube.com/watch?v=CUVOOyDM3ZM&feature=shared>

<https://youtu.be/HoByAWDJfwo?si=uSGKmHjfxamaGaE9>

<https://youtube.com/watch?v=3S2XHpbCSRQ&feature=shared>

<https://youtube.com/watch?v=GQMgzzitAP4&feature=shared>

[https://youtube.com/watch?v=pKT8q9D\\_VaM&feature=shared](https://youtube.com/watch?v=pKT8q9D_VaM&feature=shared)

<https://youtu.be/7sAcOyJajjo?si=mDWqM16vagUUUtnl>

3 ਮਾਤਰਾਵਾਂ ਦੇ ਫਲੈਸ਼ ਕਾਰਡ ਬਣਾਓ ਅਤੇ ਰੰਗ ਭਰੋ।  
ਮਾਤਰਾਵਾਂ ਦੇ ਫਲੈਸ਼ ਕਾਰਡ ਬਣਾਓ ਅਤੇ ਰੰਗ ਭਰੋ।

3rd Week

4 ਕਾਪੀ ਵਿੱਚ ਕਰਵਾਏ ਗਏ ਕੰਮ ਨੂੰ ਯਾਦ ਕਰੋ।  
ਕਾਪੀ ਵਿਚ ਕਰਵਾਏ ਗਏ ਕੰਮ ਨੂੰ ਯਾਦ ਕਰੋ।

4th Week

5 ਕਿਤਾਬ ਦੀ Reading ਕਿਤਾਬ ਪੜ੍ਹਨ ਦਾ ਅਭਿਆਸ ਕਰੋ।  
ਕਿਤਾਬ ਦੀ Reading ਕਿਤਾਬ ਪੜ੍ਹਨ ਦਾ ਅਭਿਆਸ ਕਰੋ।

4th Week

6 ਕੋਈ 5 ਪੰਛੀਆਂ ਦੇ ਚਿੱਤਰ ਕਾਪੀ ਵਿੱਚ ਚਿਪਕਾਓ।  
ਕੋਈ 5 ਪੰਛੀਆਂ ਦੇ ਚਿੱਤਰ ਕਾਪੀ ਵਿਚ ਚਿਪਕਾਓ।

5th Week

<https://youtube.com/watch?v=xEp0Q6WuyXE&feature=shared>

7 ਕੋਈ 10 ਹਰੇ ਰੰਗ ਦੀਆਂ ਸ਼ਬਦੀਆਂ ਦੀਆਂ ਤਸਵੀਰਾਂ ਚਿਪਕਾਓ।  
ਕੋਈ 10 ਹਰੇ ਰੰਗ ਦੀਆਂ ਸ਼ਬਦੀਆਂ ਦੀਆਂ ਤਸਵੀਰਾਂ ਕਾਪੀ ਵਿਚ ਚਿਪਕਾਓ।

5th Week

<https://youtube.com/watch?v=6Y5KpLPFOW8&feature=shared>

8 ਗਰਮੀਆਂ ਵਿੱਚ ਪੀਣ ਵਾਲੀਆਂ ਚੀਜ਼ਾਂ ਦੀਆਂ ਤਸਵੀਰਾਂ ਚਿਪਕਾਓ।  
ਗਰਮੀਆਂ ਵਿਚ ਪੀਣ ਵਾਲੀਆਂ ਚੀਜ਼ਾਂ ਦੀਆਂ ਤਸਵੀਰਾਂ ਚਿਪਕਾਓ।

6th Week

[https://youtu.be/Sol4K78P\\_ic?si=80XOFhUyjnAaH7f1](https://youtu.be/Sol4K78P_ic?si=80XOFhUyjnAaH7f1)

## **Art holiday homework**

1. Draw and colour any 5 fruits and 5 vegetables on a chart paper.
2. Draw a poster in your drawing file and colour it. Topic – Cleanliness
3. Make a pencil stand with ice cream stick and decorate it.

<https://youtu.be/3nTlpE6JQE4?si=SQCED40uTg9v41bg>

4. Draw any 1 colour or shading composition in A-4 size sheet.
5. Draw your favourite animal, bird or fish with thumb printing.
6. Complete book page number – 10,11,20,21,26,30 and 36.

# **COMPUTER**

Activities for Holiday Home Work

Link 1

Topic: IPO Cycle

<https://youtu.be/jWCPalayuw8>

week-1 watch the video through the given link. Make a video with 2 example of IPO cycle.

Link 2

Topic: Input & Output devices

<https://youtu.be/VAbDrpfTf31>

week-2 Watch the video through given link. Make a poster on input and output devices.

Link 3

Topic: Uses of Computer

<https://youtu.be/aGxP35JFOgU>

week-3 Watch the video through given link. Draw/paste pictures of places where computer is used.

Link 4

Topic: characteristics of computer

<https://youtu.be/GxKscG1kI9k>

week-4 Watch the video through given link. Make a collage on some characteristics of computer.

Link 5

Topic: Use of Waste material

<https://youtu.be/b8WzXDWFK1Y>

week-5 Watch the link through the given link. Make a wall hanging using waste CDs.

